



### TECHNICAL SPECIFICATION

#### General

<b>Type of Vessel:</b>	Road Transportable Pontoons
	Self propelled
<b>Classification</b>	MCA Workboat

#### Dimensions

##### **Total (all 4 pontoons)**

<b>Length:</b>	12.0m
<b>Beam:</b>	7.85m
<b>Depth:</b>	2.0m

##### **Main Pontoons x 2**

<b>Length:</b>	12.0m
<b>Beam:</b>	2.75m
<b>Depth:</b>	2.0m

##### **Stabilising Pontoons x 2**

<b>Length:</b>	7.45m
<b>Beam:</b>	1.2m
<b>Depth:</b>	1.16m

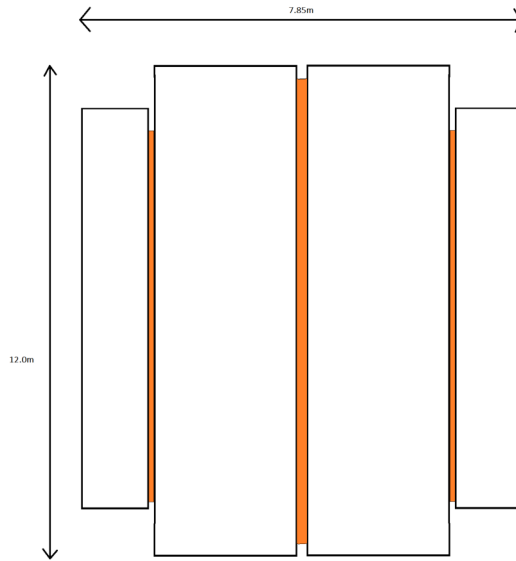
#### Deck Equipment

Hydraulic Mooring Winches  
Hand Rails  
4 x 8m—15m spud legs  
Deck protection

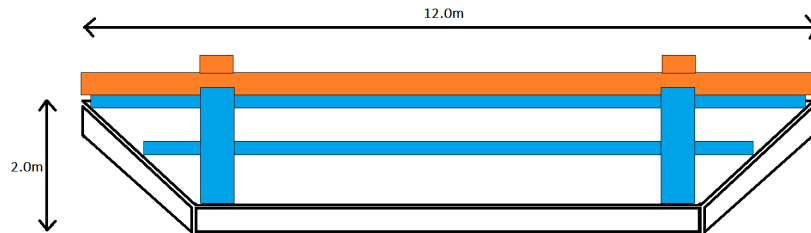
#### **Optional:**

BS 320 Hiab Crane (8.8t @ 2.5m)  
Harbourmaster propulsion  
Hydraulic powerpack  
Lighting  
Generators  
Cabins and Welfare Units  
Deck Protection

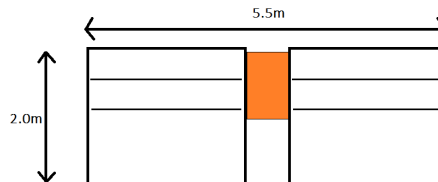
Deck View—all four pontoons




Main pontoon side view



Main pontoon from view—two pontoons connected



Stabilising pontoon side view



Front view—all four pontoons

