

M.S.C. Viceroy

Harbour Tug



General

Type of Vessel: Twin Screw Tug
Built: James W. Cook & Co Ltd 1974

Dimensions

Length: 28.6 m
Beam: 7.78 m
Draft: 3.64 m
Gt: 137

Performance

Free Running Speed: 12 knots
Bollard Pull: 16 tonnes

Propulsion

Main Engines: 2 x Allen 8PBS12-D
Total Power: 1280hp @ 600rpm
Gearboxes: MWD PRV405 reverse reduction
Propulsion: 2 x 2310mm blade fixed props

Auxiliary Equipment

Generator Sets: Gardner GLX
Bilge/GS Pumps: 2 x 35 tph @ 4-PSI
Fuel Transfer pumps: 168 2l/h
Water Transfer Pumps: 40 m3 per hr
Electrical System: 24v DC and 220/415V connection

Tank Capacities

Fuel Oil (day tank): 4 m3
Fuel Oil (transfer): 33 m3
Fresh Water: 7 m3

Deck Equipment

Towing Hook: Mampaey 20t SWL
Additional: Bow fender
All round fendering

Accommodation

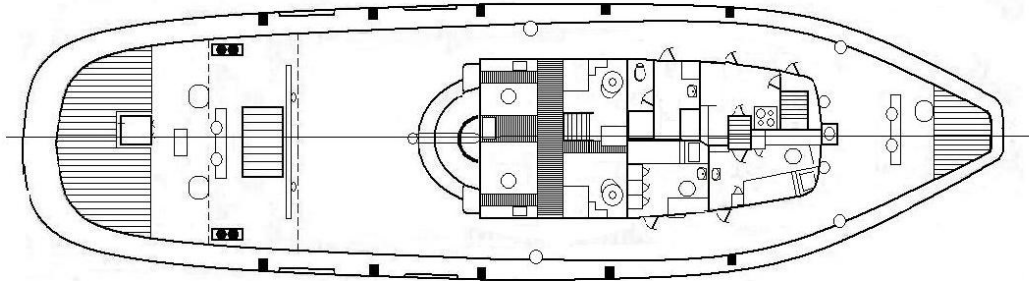

Large wheelhouse with bench seating. 2 x 1 person cabins deck level, on with sink. 2 x 1 person cabins below deck. Crew mess below deck. Galley, WC, shower and washing machine.

Navigational Equipment

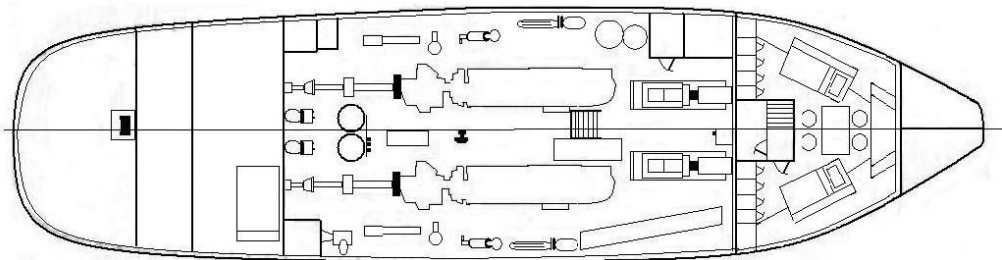
Echosounder: Furuno FCV
VHF: Compact SX25
Icom M501EURO
Handheld VHF: Icom IC-M1
Searchlight: Francis
AIS: Simrad A150

M.S.C. Viceroy

Harbour Tug



Main Deck



Below Deck