

MSC Viking

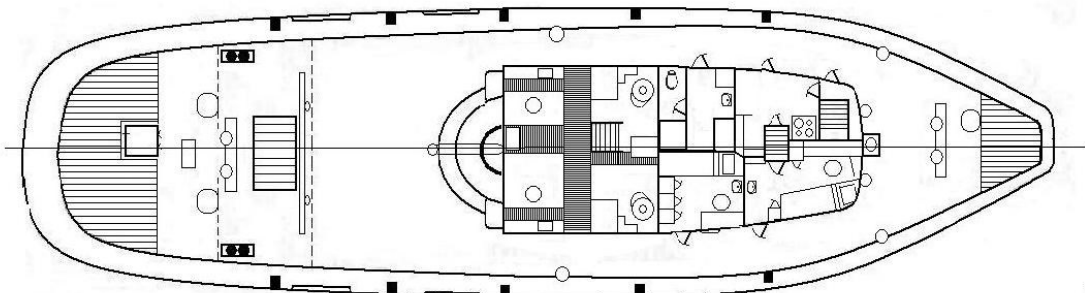

Harbour Tug



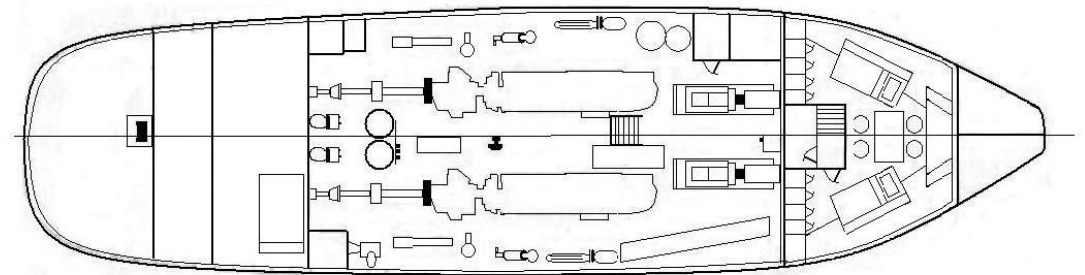
Type of Vessel:	Twin Screw Harbour Tug
Built:	James W.Cook & Co Ltd 1974
Length:	28.6 m
Beam:	7.78 m
Draft:	3.64 m
Gt:	137
Free Running Speed:	12 knots
Bollard Pull:	16 tonnes
Main Engines:	2 x Allen 8PBS12-D
Total Power:	1280hp @ 600rpm
Gearboxes:	MWD PRV405 reverse reduction
Propulsion:	2 x 2310mm blade fixed props
Generator Sets:	2 x Perkins Sabre 4.4TGM 50 kWA
Electrical System:	24v DC and 220/415V connection
Fuel Oil:	37 m3
Fresh Water:	7 m3
Towing Hook:	Mampaey 20t SWL
Accommodation:	Large wheelhouse with bench seating. 2 x 1 person cabins deck level, on with sink. 2 x 1 person cabins below deck. Crew mess below deck. Galley, WC, shower and washing machine.
Navigation Equipment:	Echosounder Furuno FCV, VHF Compact SX25, VHF Icom M501EURO, Icom IC-M1 Handheld VHF, Francis Searchlight, AIS Simrad A150

MSC Viking

Harbour Tug



Main Deck



Below Deck