



GENERAL

Vessel type:	Meercat RT14 Road transportable
Built:	Meercat Workboats
Year built:	2011
Classification:	MCA Workboat Category 2
Accommodation:	Day operations only

DIMENSIONS

Length:	14.50 m
Beam:	4.85 m
Draft:	0.80 m
Gross tonnage:	16.30
Bollard pull:	3 t
Deck loading capacity:	19 t
Deck strength:	7.5 t/m ²

DIMENSIONS

Fuel:	3,000 l
Fresh water:	215 l

PROPULSION

Main engines:	2 x Doosan L136
Total power:	2 x 160 bhp
Gearboxes:	Dong-I DMT
Propellers:	2 x 4 blade 700mm

AUXILIARY

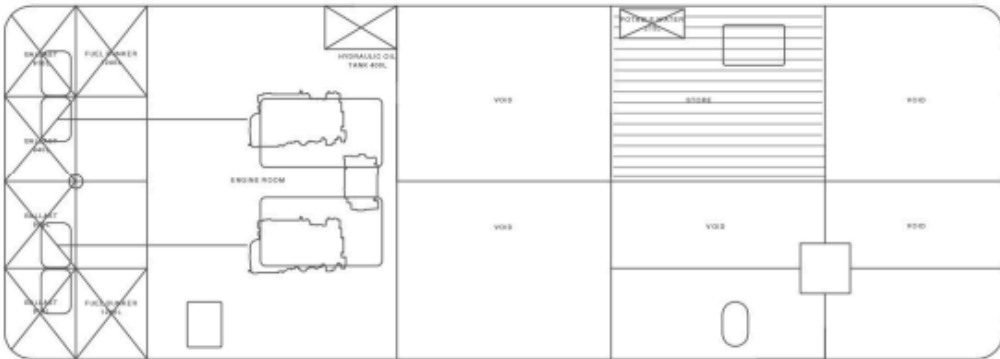
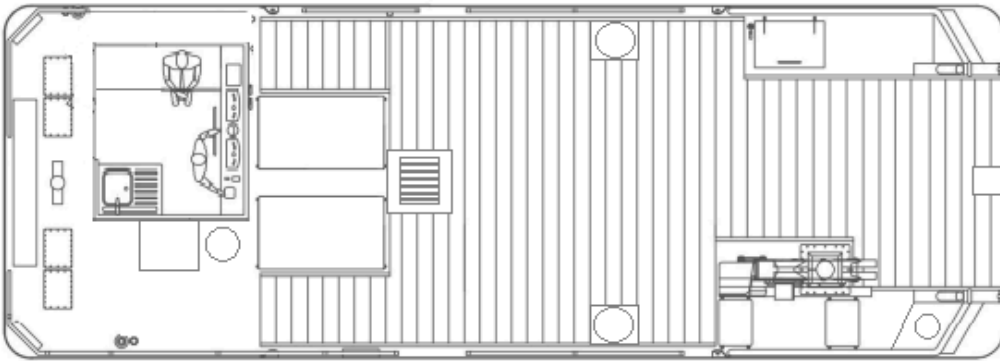
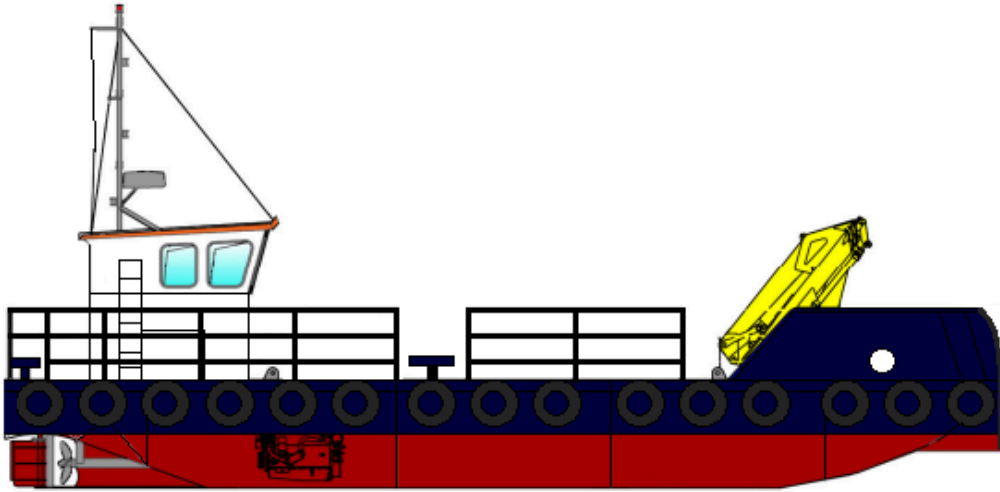
Generator:	Cummins Onan 9.5 kVA
Electrical system	24 V DC / 220 V shore connection

DECK MACHINERY

Deck crane:	Palfinger PK11001 (810kg @ 9.9m)
Deck winch:	2.5t SWL
Capstan:	1.5t SWL
Spud legs:	2 x 8m x 400mm

NAVIGATION

Radar/chart plotter: Raymarine C80 c/w, Echosounder: Raystar 125 ST40, VHF: 2 x Icom M411, Handheld VHF: Icom IC-M1, Compass: Plastimo Olympic, Searchlight: ITT Jabsco, AIS: Raymarine AIS650



Scale

